

# Kansas State Grange Lecturer 2022 Program

Cultivate an observing mind. It is delightful to acquire knowledge,  
and much more so to diffuse it. ~ Third degree

**Please note contest deadline changes, a new contest for 2022, and  
Crafting for a Cause during State Convention!!**

## CONTESTS

**Snack Mix and Cookies:** Show some Grange hospitality and win a People's Choice award with your favorite snack mix or cookies. All entries will be served to attendees of the convention, with votes taken and tallied for the winner. Please bring them in a large labeled container (to be returned to you). The committee will individually bag the items for serving.

**Quilt Blocks:** All blocks are given to the National Grange to be part of their Quilt Block program. Entrants **will not** get them back. If they are received by **June 17, 2022**, we will photograph them and display the photo at state session. (Submit them by mail, to an Exec. Comm. meeting or in person to a committee member.) Otherwise, they are due to National Grange by **June 30, 2022**. Ribbons will be awarded. The quilt block pattern is attached. See <https://www.nationalgrange.org/national-grange-quilt-block-contest/> for more information.

**Photography:** There are three national classes: a. Selfie, b. Close-up/Macro and c. Barns and two state-only classes: d. all other photo subjects and e. photo collage. Photos entered at state should be physical printed photos with a minimum size of 4x6" and a maximum of 8x10". 4-H mounting will be accepted. Ribbons and a best of show will be awarded. The National Grange contest is **virtual only** with entries submitted **digitally** by **June 30<sup>th</sup>**. See <https://bit.ly/22grangephoto> for more information.

**Promotional Media:** This class will follow the National Communication Director's contest. June deadline. The state contest will be physical printed items with ribbons awarded. See <https://www.nationalgrange.org/publicity-items-contest/> for more information, or to enter also in the national contest.

**Visual Arts:** Any item of artwork, on any style of canvas/base. Can be traditional paints on paper, to mixed media, to a digitally created item (as long as the digital item is then made into a print or something physical). Ribbons will be awarded. This is a state-only contest.

Labels: These will be provided at the convention. Please be prepared to provide the following: Contestant's name, address, Grange # (or non-member). If a Junior member, age is requested.

### CRAFTING FOR A CAUSE

At the state convention, those attending are highly encouraged to participate in a CARDS Program session led by Randee Farmer and Kristee Strawder on Friday afternoon. Please check the session schedule. No experience is necessary. Besides helping out this cause, you'll become better acquainted with your Grange friends through this time of fellowship.

### TALENT CONTEST

This will be held during the annual banquet.

The state winner qualifies to be a part of the Evening of Excellence at the National Grange Convention in Sparks, Nevada.


Performances must be 5 minutes or less. National Grange offers \$100 to state winners for their costs in participating at the National Convention.

See <https://www.nationalgrange.org/evening-of-excellence/> for more information.


Kansas State Grange Lecturer, Amy Kramer

715 Kansa Dr., Ozawkie, KS 66070 • 785-220-0133 • amy@jldurand.com

Committee members: Julie Durand, Donna Bates and Janice Gatlin



# The Wonky Star Quilt Block Pattern




Skill level: Confident Beginner

brought to you by

*The Scissortail Quilting Company*

[www.scissortailquilting.com](http://www.scissortailquilting.com)

# The Wonky Star Quilt Block Pattern





This block is a great way to get your feet wet with improv patchwork!

You will need a background fabric and some colored rectangular scraps. The scrap you use for your central square needs to be as large as all the other squares you cut. Your other scraps need to be about 2/3rds the width of your squares and a few inches longer.

**REMEMBER:**

Even when you're "finished" making the block, we call it an "unfinished" block until it is sewn into a quilt.

## Cutting Chart:

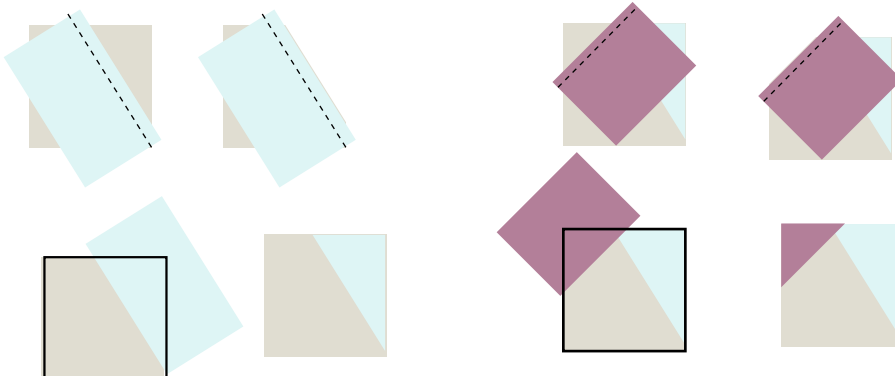
		Subcut?	FINISHED SIZE				
			6"	9"	12"	15"	18"
Cut 8 (background)		No	2 1/2"	3 1/2"	4 1/2"	5 1/2"	6 1/2"
Cut 1 (Center Square)		No	2 1/2"	3 1/2"	4 1/2"	5 1/2"	6 1/2"

## Block Construction:

NOTE: For all seams, you should use a scant 1/4" seam and a 2.0 mm stitch length. Your unfinished block should measure 1/2" more than the finished size you are making. (i.e. For a 6" finished block, your block should measure 6.5")

1. Take one of your background squares and place a rectangular scrap over it (right sides together) as shown in the image below. Sew a seam 1/4" from the edge of the scrap. Then, trim the excess seam and press open. Trim again so that the unit is square again.

2. Using the square you just made, take another strip and lay it over the other side of the unit, right sides together, as shown below. Again, sew a seam 1/4" from the edge of the scrap. Trim the seam, press open and then square it up again. Repeat steps 1 and 2 until you have made four units.



NOTE: try to experiment with different angles as you make your "wonky" units so that no two are alike.

3. Arrange the four units you just made and your remaining squares as shown in the exploded diagram at the top of the page. This can now be assembled like a 9-patch: simply sew the blocks in each row together and then sew all the rows together, being careful to nest your seams.



## 2022 Quilt Block Contest

### ENTRY FORM

Name: \_\_\_\_\_

Address: \_\_\_\_\_

City: \_\_\_\_\_ State: \_\_\_\_\_ Zip: \_\_\_\_\_

Email: \_\_\_\_\_ Phone: \_\_\_\_\_

Grange Member:       Prospective/Not Yet A Member:

Grange Name: \_\_\_\_\_ No.: \_\_\_\_\_ State: \_\_\_\_\_

- Group I – Adult (Age 14+)

- Group II – Junior (Age 13 and under)

- Group III – Men (Age 14+)

All contest entries must be received by the National Grange Lecturer by June 30, 2022.

The quilt block you enter in the contest for judging must be made by you.

Please make as many blocks as you wish, but only one contest entry per person.

Each contest entry must have a completed Entry Form.

Mail entries to:  
Ann Bercher  
777 Excelsior Blvd. #310  
Excelsior, MN 55331